



Joseph Allen Skinner — THE COLLECTOR —



**THE JOSEPH ALLEN
SKINNER MUSEUM**

MOUNT HOLYOKE COLLEGE ART MUSEUM
MOUNT HOLYOKE

What is a collection?



Joseph's First Collection

"Our class is studying mineralogy and I am getting a collection and I want to know if I can take yours that you got on Mount Holyoke."

(Joseph Skinner (age 13) - September 19, 1875)



"I don't think I have told you how many minerals I have. I have about 42 that is quite a good for just starting I think, don't you?"

(Joseph Skinner (age 13) - November 14, 1875)

The Natural World: Rocks & Minerals



The Natural World: Sea Life



Native American Artifacts



"I bought some Aztec relics from Aaron Bugg who informs me they were brought out of Mexico, fifty of more years ago. There were eight pieces which look much like Indian pieces, bowls & pitchers."

(Joseph Skinner - April 29, 1941)

What are Ethnographic Objects?

1.



2.



3.



4.



5.




6.



Early American Objects


1.



2.



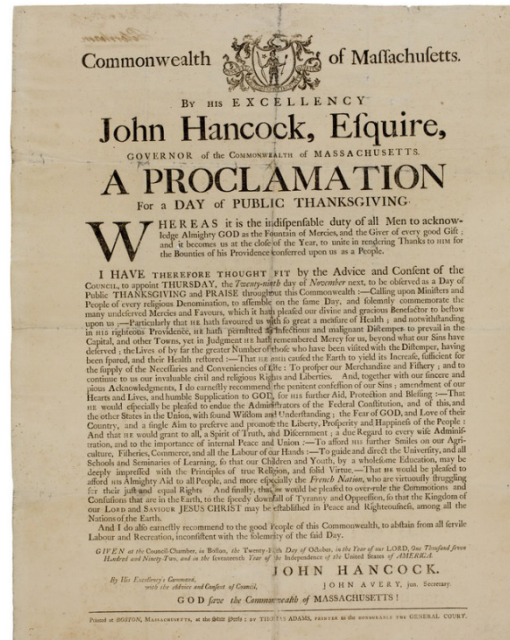
3.



4.



5.



6.



Maritime Objects

1.



2.



3.



4.



5.



Arms and Armor



1.



2.



3.



4.

Skinner Expands His Collection



Where and how do you think Skinner acquired the objects in his museum?


Africa



1.



2.



3.



4.



Skinner Puzzle

What
was I?



Hippopotamus





Egypt



1.



2.



3.


The South Pacific



2.



3.



1.



Japan



1.



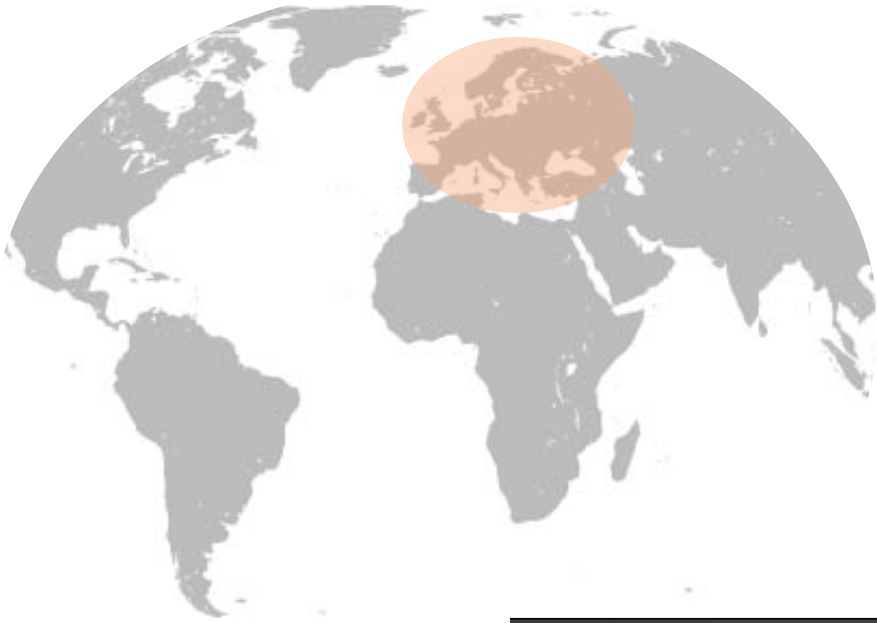
2.



3.



Europe



1.



2.




3.



Skinner the Collector: Summary

“Over at the museum quite a time this afternoon. It is fine and I always find something new to look at.”

(Joseph Skinner (age 79) – July 16, 1941)



Pre-Visit Questions



Things to consider on your visit

- Why do so many of us collect?
- Map the Museum – What are the different collections on display?
- Why did Skinner think these objects were important?
- What messages was he trying to convey to visitors?

Curating a Classroom Collection

It's time to make our own classroom collection!

- In small groups, you will brainstorm 10 objects from the classroom that represent our class, our time together, and why that story is important.
- Which objects best tell the story of our class?
- In what order will you arrange the objects and why is that important?
- Sketch your objects and come up with an exhibition title.
- Share your exhibition design with your classmates.

